

CLIK Led Lamp

SINCE 1970

Repar2

MACHINE GUARDS

Clik


100+240V-AC - 12W - IP65

24V-AC/DC - 12W - IP65



www.repar2.com

- | IP65
 - | 24V-AC/DC
 - | 12W - 1080Lm
 - | 6.000°K - 40.000h
 - | RoHS RAEE CONFORMITY
- CE  



Snodi dotati di galletto per comodità di bloccaggio
Joints equipped with wing nut for comfort clamping



Interruttore ergonomico on/off
Ergonomic on/off switch



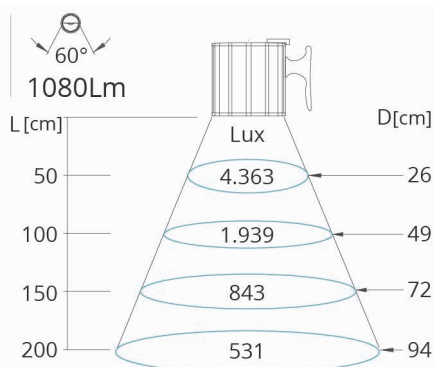
cavo senza spina
cabl without Plug

CARATTERISTICHE

Fino all'85% di risparmio energetico
Basso calore
Zero manutenzione
Testa orientabile in alluminio estruso con vetro ad alta resistenza
Bracci facilmente regolabili
Resistente ai lubro-refrigeranti
Direttive 2006/95/CE, 2004/108/CE e 2006/42/CE come previsto dalla Normativa EN 1387

FEATURES

*Up to 85% energy saving
Low performing heat
Zero maintenance
Adjustable extruded aluminium head with high resistance glass
Easily adjustable arms
Resistant to coolants and lubricants
Complies with Directives 2006/95/EC, 2004/108/EC and 2006/42/EC as required by Normative EN 1387*



CLIK 24V-AC/DC - 12W - IP65

Alimentazione:

24V-AC/DC con alimentatore integrato nella testa e cavo bipolare

Voltage:

24V-AC/DC with LED driver built-in the head and 2-pole cable

Standard:

Modulo Led con angolo 60°

Standard:

60° LED Module

Accessori opzionali:

vetro, morsetti e staffa di fissaggio

Optional Accessories:



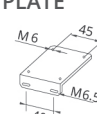
neutral glass, clamps and angle plate.

24V-AC/DC	ART.	CODE	VIN	WxLed	cable.mt	Kg
	CN12 L60-S-24V-AC/DC	01.01.2.60.12.3	24V AC/DC	2Wx6	CV02-1,80	1,80

24V-AC/DC	ART.	CODE	VIN	WxLed	cable.mt	Kg
	CN12 L60-M/2-24V-AC/DC	01.02.2.60.12.3	24V AC/DC	2Wx6	CV02-1,80	2,00

24V-AC/DC	ART.	CODE	VIN	WxLed	cable.mt	Kg
	CN12 L60-L/2-24V-AC/DC	01.03.2.60.12.3	24V AC/DC	2Wx6	CV02-1,80	2,40

RICAMBI STANDARD E OPTIONAL STANDARD AND OPTIONAL SPARE PARTS

	NEUTRAL GLASS	CLAMP CLIK 24V-AC/DC	ANGLE PLATE
ART CODE	FIL 109N 01.07.004.0	JC 01 01.11.009.7	JL 01 01.11.020.1
			

SCATOLA MADRE MASTER BOX



Qty: 6 pcs
Dimensions: 32x50x52 cm
Weight: 16/20 Kg

- | IP65
- | 12W - 1080Lm
- | 6.000°K - 40.000h
- | RoHS RAEE CONFORMITY



Snodi dotati di galletto per comodità di bloccaggio
Joints equipped with wing nut for comfort clamping



Interruttore ergonomico on/off
Ergonomic on/off switch



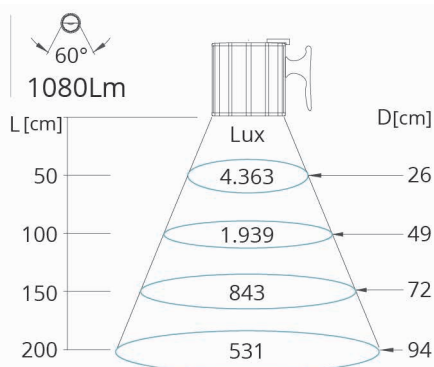
cavo con spina Schuko
plug

CARATTERISTICHE

- Fino all'85% di risparmio energetico
- Basso calore
- Zero manutenzione
- Testa orientabile in alluminio estruso con vetro ad alta resistenza
- Bracci facilmente regolabili
- Resistente ai lubro-refrigeranti
- Direttive 2006/95/CE, 2004/108/CE e 2006/42/CE come previsto dalla Normativa EN 1387

FEATURES

- Up to 85% energy saving*
- Low performing heat*
- Zero maintenance*
- Adjustable extruded aluminium head with high resistance glass*
- Easily adjustable arms*
- Resistant to coolants and lubricants*
- Complies with Directives 2006/95/EC, 2004/108/EC and 2006/42/EC as required by Normative EN 1387*



CLIK 100÷240V-AC - 12W - IP65

100÷240V-AC

Alimentazione:

100÷240V-AC ccon alimentatore integrato nella base e cavo con spina Schuko

Voltage:

100÷240V-AC with LED driver built-in the base and cable with Schuko plug

Standard:

Modulo Led con angolo 60°

Standard:

60° LED Module

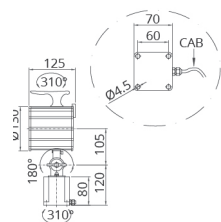
Accessori opzionali:

vetro, morsetti e staffa di fissaggio

Optional Accessories:

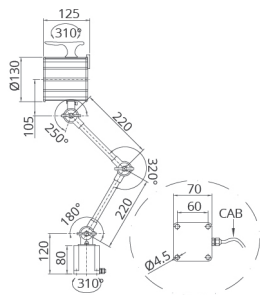
neutral glass, clamps and angle plate.

100÷240V-AC	ART.	CODE	VIN	WxLed	cable.mt	Kg
-------------	------	------	-----	-------	----------	----



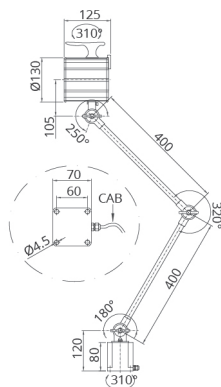
CN12 L60-S-100÷240V-AC	01.01.1.60.12.3	100÷240V AC	2Wx6	SP02-1,80	2,00
------------------------	-----------------	-------------	------	-----------	------

100÷240V-AC	ART.	CODE	VIN	WxLed	cable.mt	Kg
-------------	------	------	-----	-------	----------	----



CN12 L60-M/2-100÷240V-AC	01.02.1.60.12.3	100÷240V AC	2Wx6	SP02-1,80	2,20
--------------------------	-----------------	-------------	------	-----------	------

100÷240V-AC	ART.	CODE	VIN	WxLed	cable.mt	Kg
-------------	------	------	-----	-------	----------	----



CN12 L60-L/2-100÷240V-AC	01.03.1.60.12.3	100÷240V AC	2Wx6	SP02-1,80	2,60
--------------------------	-----------------	-------------	------	-----------	------

RICAMBI STANDARD E OPTIONAL STANDARD AND OPTIONAL SPARE PARTS

SCATOLA MADRE MASTER BOX

	NEUTRAL GLASS	CLAMP	ANGLE PLATE
ART CODE	FIL 109N 01.07.004.0	JC 02 00.11.010.1	JL 02 00.11.012.1



Qty: 6 pcs
Dimensions: 32x50x52 cm
Weight: 16/20 Kg